23951742

Scan with your smartphone to see installation video.
Download app at www.scanlife.com
Escanee con su teléfono inteligente para ver el video de instalación.
Descargue la aplicación en www.scanlife.com
Pour visionner la vidéo d'installation, lisez le code avec votre téléphone intelligent.
Téléchargez l'application à www.scanlife.com

FE51 Alarm Lock
Cerradura con alarma FE51
Verrou d'alarme FE51

Installation | Instalación | Installation

Tool You Need
Herramienta que necesita
Les outils nÈcessaires

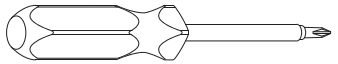

1

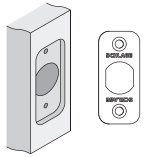

→ **2ª**

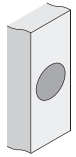

→ **2ᵇ**

2ª

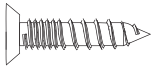

x 2

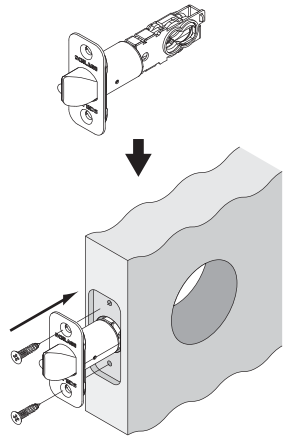

Important:
Bevel Faces Outside
Importante: El bisel debe apuntar hacia afuera
Important: Surface en biseau vers l'extÈrieur

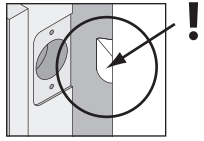

!

2ᵇ

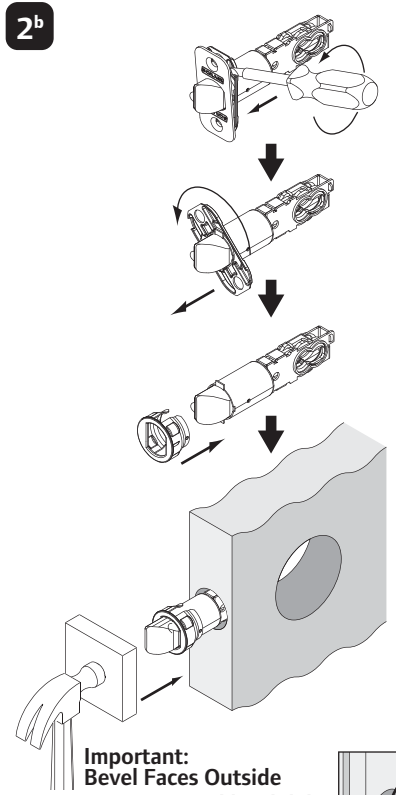

Important:
Bevel Faces Outside
Importante: El bisel debe apuntar hacia afuera
Important: Surface en biseau vers l'extÈrieur

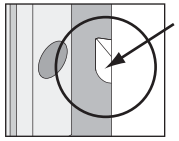

!

3

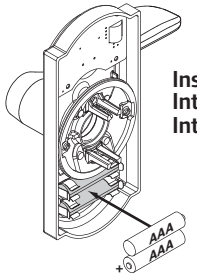

Inside
Interior
Intérieur

4

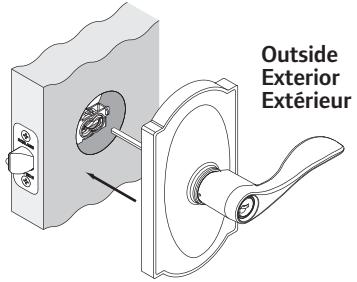

Outside
Exterior
Extérieur

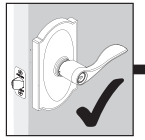

→ **5**

→ **Go to Switching Levers**
Vaya a Intercambiar las manijas
Allez à Leviers rèversibles

5 x 2

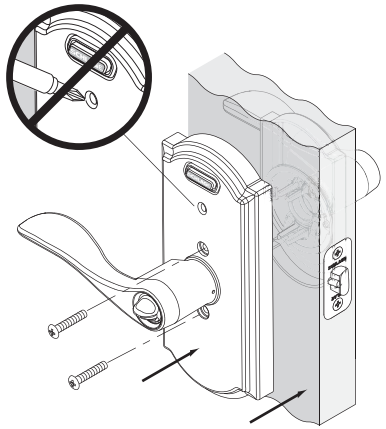

6

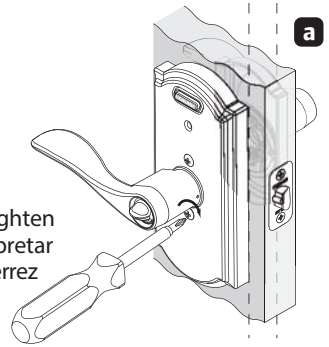

a Align
Alinear
Alignez

b Tighten
Apretar
Serrez

7 x 2

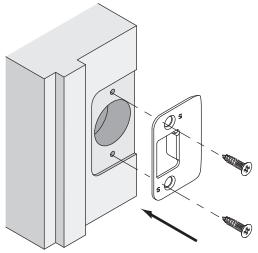

8 Turn Alarm On
(See User Guide)

Encender la alarma
(Consulte la Guía del usuario)

Mettez l'alarme sous tension (consultez le Guide de l'utilisateur)



★

Switching Levers
(if necessary) levers can be reversed to extend toward hinges.

Intercambiar las manijas
(si es necesario) Las manijas se pueden colocar al revés de modo que apunten hacia las bisagras.

Leviers r èversibles (au besoin) Les leviers peuvent être retournés de façon à pointer vers les charnières.

a

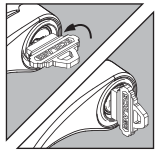

b

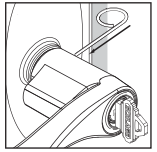

c

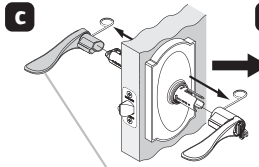

d

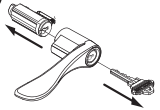

e

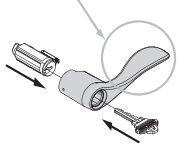

f

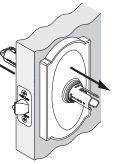

g

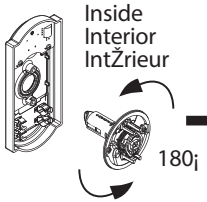

h

i

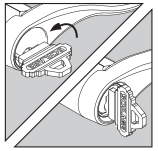

j

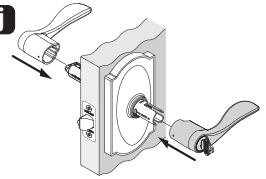

k Return to Step 4
Regrese a el paso 4
Revoir les l'Žtape 4

Need Help?

If you have questions about any part of installation or programming, don't return the Keyed Entry with Built-in Alarm to the store. Our Schlage Customer Service representatives are ready and available to help.

Toll-Free: 1.888.805.9837
Live Chat: schlage.com

Register your product online at
www.registermyschlage.com

¿Necesita ayuda?

Si tiene dudas sobre alguna parte de la instalación o la programación, no devuelva la cerradura con alarma incorporada a la tienda. Nuestros representantes del Departamento de servicio a clientes de Schlage están disponibles y listos para ayudarlo.

Línea gratuita: 1.888.805.9837
Chat en vivo: schlage.com

Registre su producto en línea en
www.registermyschlage.com

Vous avez besoin d'aide?

Si vous avez des questions au sujet de l'installation ou de la programmation, veuillez ne pas retourner la serrure à clé avec alarme intégrée au magasin. Nos représentants du service à la clientèle se feront un plaisir de vous aider.

Sans frais : 1.888.805.9837
Clavardage en direct : schlage.com

Enregistrez votre produit en ligne à
www.registermyschlage.com

ALLEGION™

© Allegion 2014
Printed in U.S.A.
23951742 Rev. 11/14-online